



1.

Open the garage, remove the loose side-panels.



2.

Remove the front pipe from the clips, on both sides.



3.

Pull the canopy from the garage, and stretch it towards the front windows.




4.

Attach the front pipe to the window frame fittings.




5.

Pull down the 3 front panels. Attach the buttons along the window frames.



6.

Attach one button and hook up the strap of the aft panels, on both sides.



7.

Close the garage hatch.




8.

Install the loose aft panel. Attach it to all buttons and tighten the straps.



9.

Close the zip of the aft panel.



10.

Take the portside window panel, close the zipper. It's necessary to start with the aft end of the panel first. Repeat the process on the starboard side.



11.

Then attach all buttons of the window panels, both sides.



12.

Tension the canopy with the help of the pipes, by sliding them along the rails.



13.

Finally, pull down the front mid panel and button everything up. At port, do this from outside the cockpit. If at sea, it can also be done from inside (open zippers to reach out).



14.

Done!




15.

If you want, you can use just the canopy roof as a bimini/sunroof top. Just unzip and unbutton the side and back panels.







**1.** Release tension by sliding the pipes.



**2.** Remove the side window panels, start with the top zipper and then the buttons.



**3.** Open the back panel's top zipper, and then unfasten all the straps and buttons.



**4.** Roll up the back and side panels.



**5.** Unfasten the window frame buttons of the front window panels. Place both panels onto the top (roof) panel.



**6.** Release the front frame from the window fittings.



**7.** Fold down the whole assembly into the garage.




**8.** Connect the pipes together, with the help of the plastic clips.



**9.** Adjust the pipes so that the canopy fits in the garage.



**10.** Put all the panels into the garage.



**11.** Close the garage cover. Done!



## You're done!

After some practice, can you beat the time spent to shoot this demo? Up & down in 4 minutes! If you do, let us know at [info@anytec.se](mailto:info@anytec.se)!

If you prefer to use the canopy as a sunroof/bimini top, simply do not attach the 2 side panels. Make sure the stern straps are tightened to make the canopy stable.